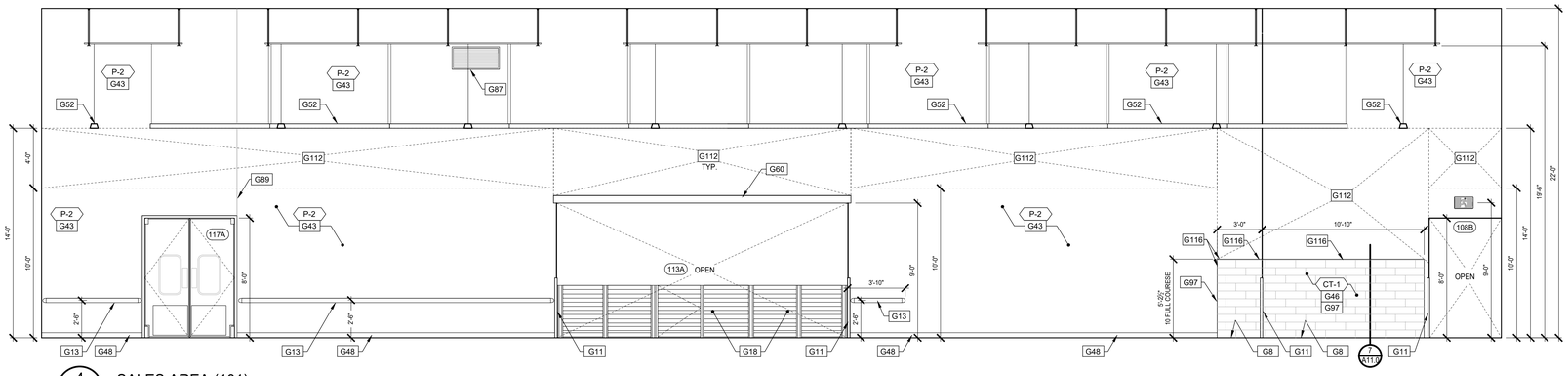


4 A8.0 SALES AREA (101)
SCALE: 1/4" = 1'-0"

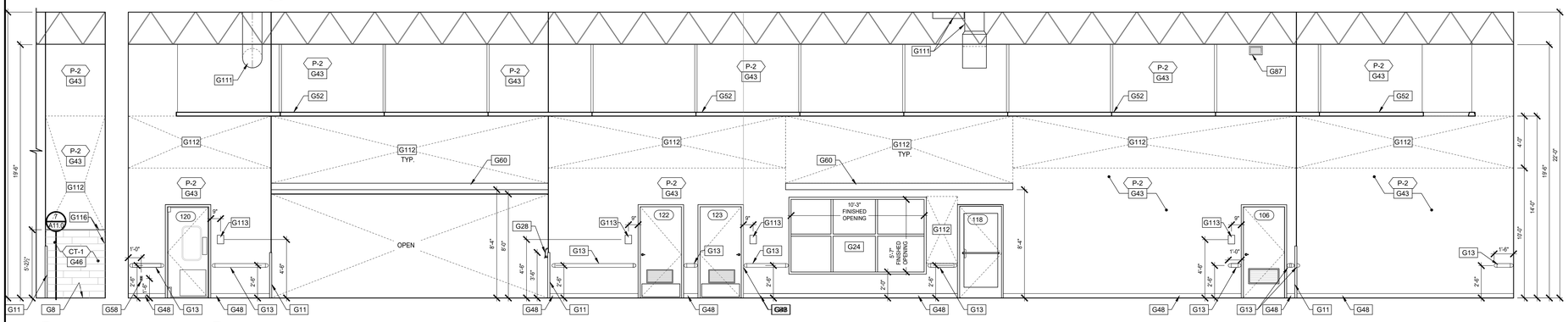


3A A8.0 SALES AREA (101)
SCALE: 1/4" = 1'-0"

3 A8.0 SALES AREA (101)
SCALE: 1/4" = 1'-0"

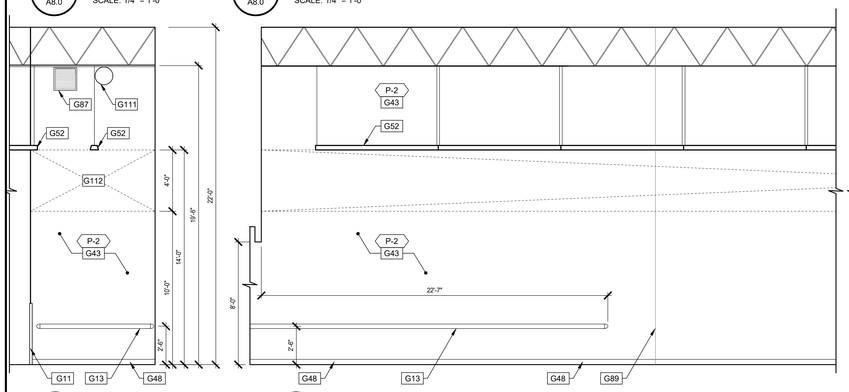


2A A8.0 SALES AREA (101)
SCALE: 1/4" = 1'-0"

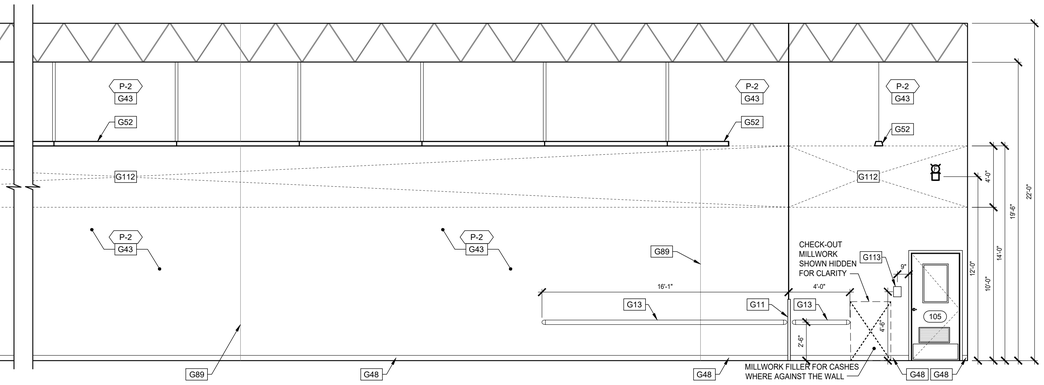


2 A8.0 SALES AREA (101)
SCALE: 1/4" = 1'-0"

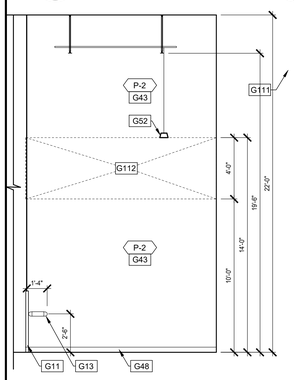


1A A8.0 SALES AREA (101)
SCALE: 1/4" = 1'-0"

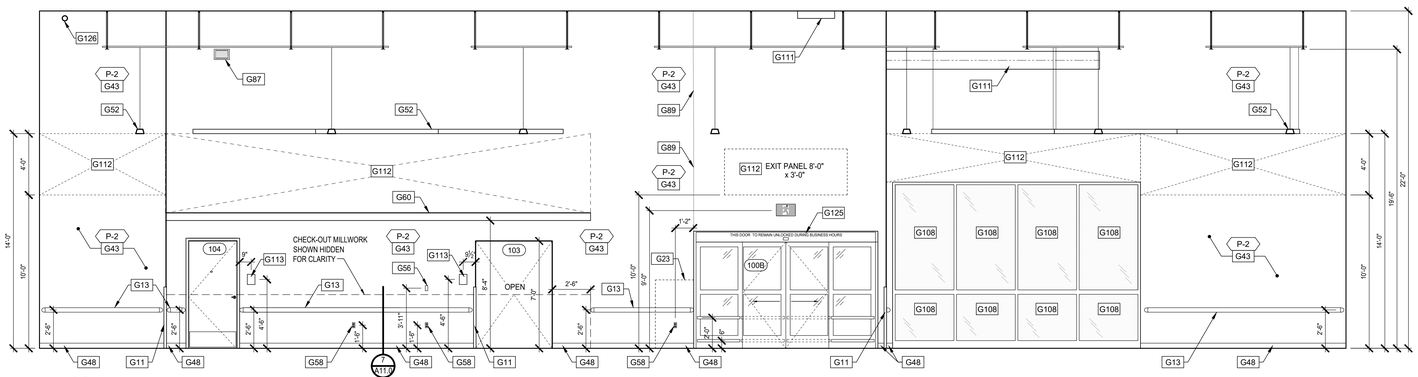


1 A8.0 SALES AREA (101)
SCALE: 1/4" = 1'-0"

## GENERAL NOTES:

1. SEE SHEET A0.1 FOR ARCHITECTURAL KEY NOTES.

## FRP GENERAL NOTES:

1. MILLWORK VENDOR HIRED BY G.C. SHALL PROVIDE AND INSTALL FRP SYTEM. IT IS THE G.C. RESPONSIBILITY TO INCLUDE THEIR PRICE IN HIS BID.
2. THERE WILL BE NO EXCEPTIONS: THE AREAS THAT RECEIVE THE FRP MUST BE PROPERLY PREPPED. IF THE AREAS ARE NOT CLEAN, PROPERLY PREPARED AND PROPERLY LIGHTED CAUSING A DELAY IN INSTALLATION, THE GC WILL BE REQUIRED TO PAY MILLWORK VENDOR FOR EACH DAY LONGER THAT THE INSTALL TAKES AS WELL AS THE COST TO PREPARE THE AREAS CORRECTLY. THE COST FOR DELAY WILL BE PAID DIRECTLY TO MILLWORK VENDOR.
3. GENERAL CONTRACTORS SHALL BE RESPONSIBLE FOR PROVIDING MATERIAL TAKE-OFF FOR ORDERING OF THE FRP, TRIM AND BASE (MILLWORK VENDOR TO SUPPLY AND INSTALL).
4. TYPICAL LEAD TIME FOR FRP MATERIALS IS TO BE COORDINATED WITH MILLWORK VENDOR.

### TILE INSTALLATION CRITERIA

1. EXPOSED OR SHARP EDGES ARE NOT PERMITTED. FACTORY FINISHED EDGES (NOT FIELD CUT EDGES) MAY BE EXPOSED ONLY WHERE INDICATED IN THE DRAWINGS.
2. THE LAYOUT OF THE TILE WAINSCOT, SHOWN ON THE INTERIOR ELEVATIONS, IS TO BE LAID OUT SUCH THAT THE FIELD IS EQUAL, CENTERED, FROM END OF THE WALL TO THE OPPOSITE END UNLESS NOTED OTHERWISE. THERE WILL TYPICALLY BE CUT TILES ON BOTH ENDS AND THERE SHALL NEVER BE LESS THAN 1/2 OF ONE TILE USED IN THE FIELD OF THE WAINSCOT, UNLESS SPECIFIED START POINT OR ROOM CONFIGURATION DICTATES TILE TO BE LESS THAN 1/2 OF ONE TILE.
3. IN ALL ROOMS WITH FLOOR TILE AND MATCHING WALL TILE WAINSCOT AND TILE BASE, THE JOINTS OF THE FLOOR AND WALL TILES ARE TO ALIGN.

## MISCELLANEOUS BLOCKING SCHEDULE:

| ROOM NAME | ROOM NUMBER | BLOCKING FOR | MATERIAL |
|---|---|---|---|
| VESTIBULE | 100 | WALL BUMPER GUARDS | 8" METAL STRAP (SEE DETAIL 14/A12.0) |
| | | CRASH RAIL | 12" METAL STRAP (SEE DETAIL 14/A12.0) |
| SALES AREA | 101 | WALL BUMPER GUARDS | 8" METAL STRAP (SEE DETAIL 14/A12.0) |
| | | DÉCOR LEDGES | 3/4" X 24" PLYWOOD |
| | | HAND SANITIZER | 3/4" PLYWOOD |
| FRONT P.O.S. | 102 | DÉCOR LEDGE | 3/4" X 24" PLYWOOD |
| BOPIS CLOSET | 103 | DOOR STOP | 6005162-33 MTL STUD |
| MANAGER/ VAULT | 104 | DOOR STOP | 6005162-33 MTL STUD |
| ASSOCIATES RESOURCES | 106 | PAPER TOWEL DISPENSER | 3/4" PLYWOOD |
| | | HAND SANITIZER | |
| | | DOOR STOP | 3/4" PLYWOOD |
| HALL A | 108 | WALL BUMPER GUARDS | 8" METAL STRAP (SEE DETAIL 14/A12.0) |
| | | DRINKING FOUNTAINS | 2X6 |
| | | S.S. SHELF | 3/4" PLYWOOD |
| UNISEX WASHROOM | 110 | GRAB BARS | 3/4" PLYWOOD |
| | | TOILET PAPER DISPENSER | |
| | | TOWEL DISPENSER | |
| | | SANITARY NAPKIN DISPOSAL | |
| | | HAND SANITIZER | |
| | | TOILET SEAT COVER DISPENSER | |
| | | MIRROR | |
| | | BABY CHANGING SHELF | |
| | | CLOTHES HOOK | 2 X 6 |
| | | DOOR STOP | 3/4" PLYWOOD |
| | | S.S. SHELF | 3/4" PLYWOOD |
| UNIVERSAL WASHROOM | 111 | GRAB BARS | 3/4" PLYWOOD |
| | | TOILET PAPER DISPENSER | |
| | | TOWEL DISPENSER | |
| | | HAND SANITIZER | |
| | | TOILET SEAT COVER DISPENSER | |
| | | MIRROR | |
| | | BABY CHANGING SHELF | |
| | | CLOTHES HOOK | 2 X 6 |
| | | DOOR STOP | 3/4" PLYWOOD |
| | | S.S. SHELF | 3/4" PLYWOOD |
| SALON | 114 | DOOR STOP | 3/4" PLYWOOD |
| DRYING AREA | 115 | MASTER BLASTER DRYERS | 2 X 8 |
| | | HAND SANITIZER | 3/4" PLYWOOD |
| | | IMPACT DOOR | 2 X 6 (SEE DETAIL 6/A6.0) |
| BATHING AREA | 116 | SURFACE MOUNTED PIPING & FAUCETS | 2 X 6 |
| | | LEASH HOLDERS | 3/4" PLYWOOD |
| | | HYDROSURGE | 3/4" PLYWOOD 30" AFF TO 78" AFF (SEE INT. ELEVATIONS) |
| | | EYEWASH | |
| RECEIVING | 117 | IMPACT DOOR | 2 X 6 (SEE DETAIL 5/A6.0) |
| | | CHEMICAL MIXING SYSTEM | 2 X 6 |
| | | MOP HOLDER | 2 X 6 |
| | | EYEWASH | 3/4" PLYWOOD |
| | | ROOF LADDER | 4X (SEE DETAIL 3/A12.0) |
| ADOPTIONS MEET & GREET | 118 | HAND SANITIZER | 3/4" PLWOOD |
| | | DOOR STOP | 3/4" PLWOOD |
| ADOPTIONS | 119 | HAND SANITIZER | 3/4" PLYWOOD |
| | | SOAP DISPENSER | |
| | | PAPER TOWEL DISPENSER | |
| FISH PREP | 120 | IMPACT DOOR | 2 X 6 (SEE DETAIL 6/A6.0) |
| | | CHEMICAL MIXING SYSTEM | 2 X 6 |
| | | EYEWASH | 3/4" PLYWOOD |
| | | HAND SANITIZER | |
| | | SOAP DISPENSER | |
| | | PAPER TOWEL DISPENSER | |
| HOLDING ROOM #2 | 122 | DOOR STOP | 6005162-33 MTL STUD |
| | | HAND SANITIZER | 3/4" PLYWOOD |
| | | SOAP DISPENSER | |
| | | PAPER TOWEL DISPENSER | |
| HOLDING ROOM #1 | 123 | DOOR STOP | 6005162-33 MTL STUD |
| | | HAND SANITIZER | 3/4" PLYWOOD |
| | | SOAP DISPENSER | |
| | | PAPER TOWEL DISPENSER | |

## MILLWORK BLOCKING SCHEDULE:

| ELEV. | ROOM NAME | ROOM NUMBER | APPROX TOTAL FEET | MATERIAL | HEIGHT A.F.F. |
|---|---|---|---|---|---|
| 9,10 & 11/A8.1 | MANAGER/ VAULT | 104 | 22'-0" | 2 X 6 | 27" |
| 10 & 11 /A8.1 | MANAGER/ VAULT | 104 | 16'-0" | 3/4" X 36" PLYWD | 48" |
| 10 & 11/A8.1 | MANAGER/ VAULT | 104 | 6'-0" | 3/4" X 27" PLYWD | 0" |
| 15 & 14/A8.1 | COMPUTER/ COPY | 105 | 9'-6" | 2 X 6 | 27" |
| 15/A8.1 | COMPUTER/ COPY | 105 | 7'-6" | 3/4" X 36" PLYWD | 48" |
| 15/8.1 | COMPUTER/ COPY | 105 | 4'-0" | 3/4" X 27" PLYWD | 0" |
| 19 & 20/A8.1 | ASSOCIATE RESOURCES | 106 | 16'-0" | 2 X 6 | 27", 54", 79" |
| 18 & 19/A8.1 | ASSOCIATE RESOURCES | 106 | 16'-0" | 3/4" X 48" PLYWD | 0" |
| 2 & 4/A8.2 | SALON | 114 | 60'-0" | 2 X 6 | 36", 70-1/2" |
| 22/A8.3 | RECEIVING | 117 | 3'-0" | 3/4"X 36" PLYWD | 48" |
| 6 & 7/A 8.3 | ADOPTIONS | 119 | 7'-0" | 2 X 6 | 27" |
| 6/A8.3 | ADOPTIONS | 119 | 2'-0" | 3/4"X 27" PLYWD | 0" |
| 30/A8.1 | FISH PREP | 120 | 5'-0" | 3/4"X 36" PLYWD | 52" |
| 33/A8.1 | FISH PREP | 120 | 8'-6" | 2 X 6 | 49" |
| 28/A8.1 | HOLDING #2 | 122 | 3'-0" | 3/4"X 36" PLYWD | 48" |
| 24/A8.1 | HOLDING #1 | 123 | 3'-0" | 3/4"X 36" PLYWD | 48" |

CONTRACTOR SHALL VERIFY MILWORK BLOCKING LOCATIONS & EXTENT WITH NATIONAL ACCOUNT MILLWORK VENDOR

NOTE: ALL MILLWORK IS SUPPLIED AND INSTALLED BY G.C. AS PART OF G.C. SCOPE THRU NATIONAL ACCOUNT MILLWORK VENDOR (SEE SHEET F2.0). ALL BLOCKING/ BACKING IS SUPPLIED AND INSTALLED BY GENERAL CONTRACTOR.

CLIENT:

PETSMART
19601 North 27th Avenue
Phoenix, Arizona 85027 - (623) 580-6100

CLIENT REF #: 1234

PROJECT:

14K 2025 CANADIAN INSTRUCTION SET

**FEBRUARY 12, 2025**

CONSULTANT:

ARCHITECT:

SEAL:

CITY SEAL:

DISCLAIMER: COPYRIGHT:

THIS DRAWING AND DESIGN IS COPYRIGHT PROTECTED WHICH SHALL NOT BE USED, REPRODUCED OR REVISED WITHOUT WRITTEN PERMISSION BY PETSMART. THE CONTRACTOR SHALL CHECK AND VERIFY ALL DIMENSIONS AND UTILITY LOCATIONS AND REPORT ALL ERRORS AND OMISSIONS PRIOR TO COMMENCING WORK.

**THIS DRAWING IS NOT TO BE SCALED.**

ISSUED FOR:

| NUMBER | ISSUE | DATE |
|---|---|---|
| | | |

PROJECT NO: CA0045686.0146
DATE: 02.12.25
ORIGINAL SCALE: AS NOTED
DESIGNED BY:
DRAWN BY:
CHECKED BY:
IF THIS BAR IS NOT 1" LONG, ADJUST YOUR PLOTTING SCALE. 1"
PAGE #: 17 OF: 53

DISCIPLINE: ARCHITECTURAL

TITLE: INTERIOR ELEVATIONS

SHEET NUMBER: **A8.0**